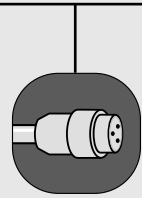


Single-Ended Cordsets

- Male and female Mini-Change® single-ended cordsets

Trunk line single-ended Mini-Change cordsets can be used in a variety of locations on the DeviceNet network. These trunk line cordsets are designed to connect one node to the next, with the flying lead end being connected to either a DeviceNet open terminal strip or a field attachable Mini-Change style of connector to provide a double-ended quick-disconnect. Active nodes with open style of connections such as HMI, motion or motor controller products can be connected to the tee drop using these cordsets. Male connectors are supplied with externally threaded coupling nuts while female connectors are supplied with internally threaded coupling nuts. This allows you to daisy chain these trunk lines in a variety of configurations.



- Phosphor-Bronze contacts for greatest reliability
- Variety of cable types, cable exit, coupling nut and length options for maximum system flexibility.

Single-Ended Cordsets

Specifications

CONNECTOR DIMENSIONS

Male Straight

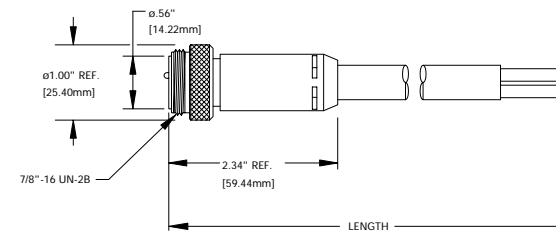


FIG 1

Male 90°

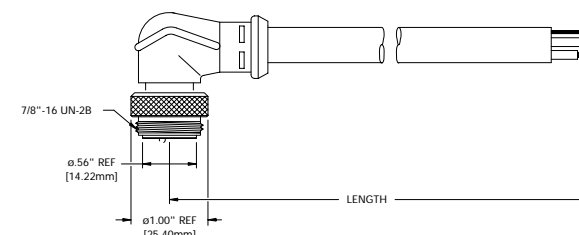


FIG 2

Female Straight

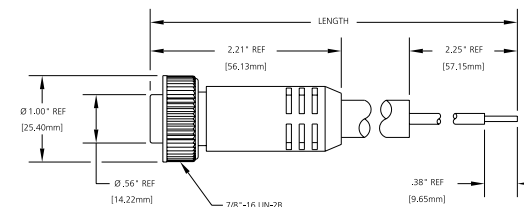


FIG 3

Female 90°

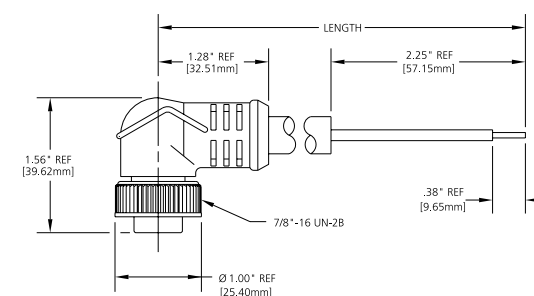


FIG 4

MECHANICAL

CONNECTOR FACE: PVC-UL STD 94-V
 MOLDED BODY: PVC-UL STD 94-V
 COUPLING NUT: ZINC DIECAST W/ BLACK EPOXY COAT
 OPTIONAL STAINLESS STEEL OR NICKEL-PLATED BRASS

CABLE: THICK – SEE PAGE 20 FOR SPECIFICATIONS
 MID – SEE PAGE 23 FOR SPECIFICATIONS
 THICK-FLEX – SEE PAGE 21 FOR SPECIFICATIONS

OUTSIDE DIAMETER: THICK – 0.48" (12.1 mm)
 MID – 0.340" (8.6 mm)
 THICK-FLEX – 0.48" (12.2 mm)

ELECTRICAL

VOLTAGE RATING: 300V AC / DC
 AMPERAGE: BASED ON CABLE TYPE
 CONTACTS: PHOSPHOR-BRONZE BASE MATERIAL
 CONTACT PLATING: GOLD OVER NICKEL PER ODVA SPECS

ENVIRONMENTAL

PROTECTION: IP68, NEMA 6P
 AMBIENT OPERATING TEMP: -4° TO 176° F (-20° TO 80° C)

CERTIFICATIONS

UL: UL RECOGNIZED, FILE NO E46237
 CSA: CSA CERTIFIED, FILE NO LR6837

RECEPTACLE DIMENSIONS

Female Receptacle

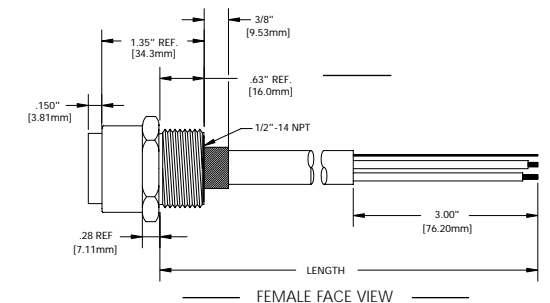


FIG 5

Male Receptacle

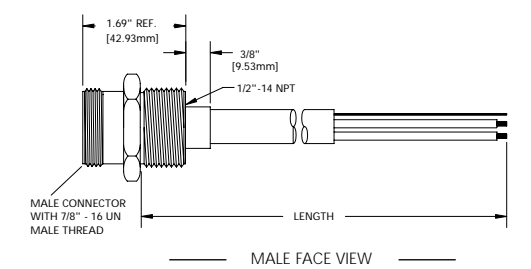
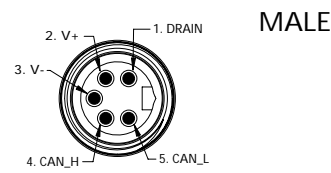


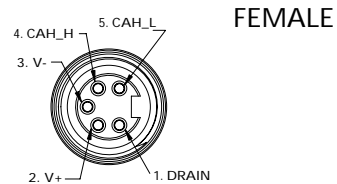
FIG 6

Single-Ended Cordsets

FACE VIEWS



MALE



FEMALE

MALE	FIG	SINGLE-ENDED CORDSETS WITH THICK TRUNK CABLE 1 METER LONG
STRAIGHT	1	DN01A-M010
90°	2	DN09A-M010
MATING RECEPTACLE W/ 1/2" -14NPT	5	DN5000-M010
FEMALE	FIG	SINGLE-ENDED CORDSETS WITH THICK TRUNK CABLE 1 METER LONG
STRAIGHT	3	DN10A-M010
90°	4	DN90A-M010
MATING RECEPTACLE* W/ 1/2" -14NPT	5	DN5100-M010

CATALOG OPTIONS

* See pages 30-31 for additional mating receptacles Use the following chart to modify your part's specifications

DN 01A-M010

CABLE OPTION

DEVICENET MID ADD B
 DEVICENET THICK-FLEX RATED ADD F
 DEVICENET THICK
 CLASS I/TRAY-RATED ADD E

COUPLING NUT

STAINLESS STEEL SS
 NICKEL-BRASS NB

CABLE LENGTH

0.5 METER M005
 2 METER M020
 5 METER M050

